

DEC™ Video Duodenoscope ED34-i10T2

Lock in. Elevate your care.

PENTAX
MEDICAL





Raising the standard of health

PENTAX Medical is delivering a unique and innovative advancement in cleaning capabilities for infection prevention and control: the Video Duodenoscope ED34-i10T2, with the single-patient use, sterile, disposable elevator cap (DEC™).

This pioneering solution for diagnostic and therapeutic endoscopic retrograde cholangio-pancreatography (ERCP) procedures combines improved medical device hygiene clinical control with HD image quality (HD+) and procedural performance.

DEC™ with its disposable elevator responds to the need for enhanced patient safety in endoscopy. This need comes as a result of increasing incidences of Carbapenem-resistant Enterobacteriaceae (CRE) and other infections, which may be linked also to improper cleaning and/or disinfection of a duodenoscope's elevator mechanism.



The PENTAX Medical Video Duodenoscope ED34-i10T2 combines a sterile disposable elevator cap (DEC™) for single-patient use and simple disposal that advances cleaning capability of the duodenoscope to help reducing risk of cross contamination and improve patient care with High-Definition image quality for detailed endoscopic visualization during ERCP procedures.

1

Maximize infection prevention, reduce risk

The DEC™ allows simplified reprocessing and increased cleaning capability, and thus helps **reducing the risk of cross-contamination**.

2

Reliable therapeutic performance

PENTAX Medical's first duodenoscope with a disposable elevator that offers **HD+ image quality** for detailed visualization of the papilla for **high precision** in ERCP procedures.

3

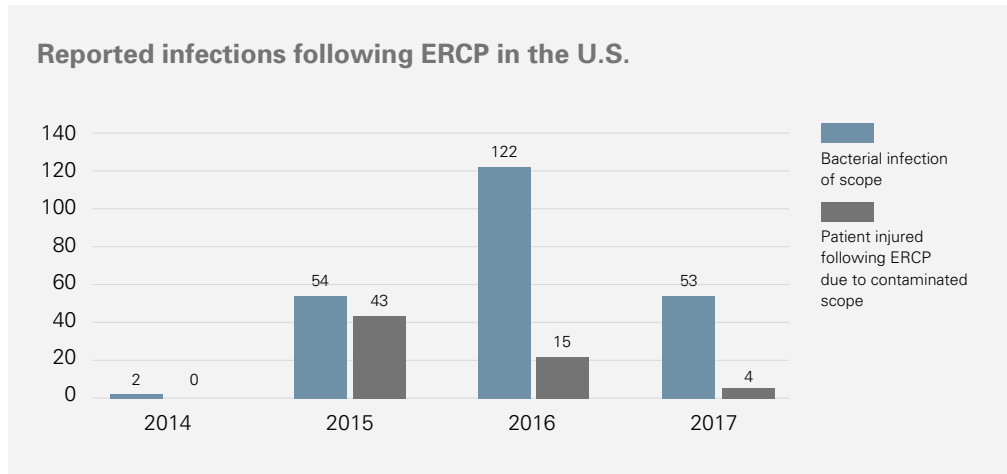
Reprocessing operational efficiency

35% reduction in distal end reprocessing* due to better access for cleaning and disinfection as well as disposability of the elevator.

*In comparison to the standard duodenoscopes of the major manufacturers. Source: PENTAX Medical internal benchmarking.

Maximize infection prevention, reduce risk

Risks factors associated with endoscope infection outbreaks



Bacterial contamination of duodenoscope and accessories in U.S. Report dated from 2012 to 2017. The data might vary in the future according to new reports. Source: FDA Maude Report.

“ERCP is associated with the highest risk of infectious complications among all gastrointestinal endoscopic procedures.”

Verfaillie et al, Endoscopy 2015; 47: 493–502

The PENTAX Medical solution

The innovative design of the PENTAX Medical DEC™ Duodenoscope introduces a unique solution in the market and simplifies the overall reprocessing process.

The elevator cap is designed as a disposable component

The elevator area of the duodenoscope is one of the most difficult components to clean. With the DEC™ Duodenoscope design, this challenge is overcome through the elevator integration into the disposable distal end cap.



“Manufacturers may consider enhanced design to ensure the adequate reprocessing of ERCP endoscopes and other complex reusable instrumentation, to further minimize the risk of disease transmission during GI endoscopy.”

Muscarella et al. World J Gastrointest Endosc 2014 October 16; 6(10): 457-474 ISSN 1948-5190

Reliable therapeutic performance

Confidence when delivering therapy

The ED34-i10T2 is a duodenoscope providing High-Definition endoscopic images for routine and therapeutic ERCP procedures. HD+ combined with i-scan allows for better visualization of the lesion and facilitates easier cannulation. Combined with i-scan and i-scan OE, detailed visualization of the mucosal structures is possible to support detection and characterization of lesions and help locate the minor papillae.

Precise control

Material couplings and the disposable design allow the use of a new elevator every time a procedure is performed, with no risk of wear-out-effects.

The improved elevator shape and ergonomic design of the duodenoscope facilitate easy cannulation as well as precise and controlled positioning of devices during ERCP procedures.

Optimized visualization

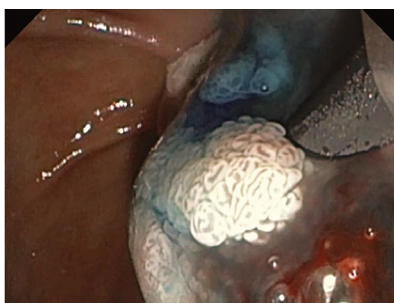
HD+ imaging allows better visualization and anatomical interpretation of papillary structures for an easier cannulation of the ducts. i-scan can be used to highlight and assess lesions.



i-scan facilitates the visualization of the orifice of the papilla



i-scan OE increases contrast and visualizes vascular patterns



i-scan can be used to highlight adenomas pit pattern structures



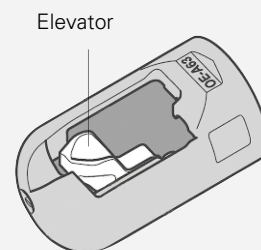
i-scan OE can help to precisely visualize the area to be ablated

Reprocessing operational efficiency

The re-engineered and innovative distal end of the PENTAX Medical DEC™ Duodenoscope allows direct access and exposure to critical surfaces for brushing, cleaning and disinfection.

The disposable elevator cap: better benefit through disposability

Thanks to the distal end cap's single-patient-use design with its integrated elevator there is no need for elevator reprocessing.



Distal end with open access

The DEC™ Duodenoscope distal end, a crucial element for the prevention of patient infection, has been designed to offer easier access for brushing.



35%
reduction in steps
for distal end
reprocessing*

*In comparison to the standard duodenoscopes of the major manufacturers. Source: PENTAX Medical internal benchmarking.

PROFILE single-use cleaning brushes were made to meet the high-quality standards of PENTAX Medical engineering. These brushes have been specifically designed for PENTAX Medical and were tested to reduce residual soil compared to legacy brushes.

PENTAX Medical recommends to reprocess the DEC™ Duodenoscope by using PROFILE single-use cleaning brushes.


Find out more about PENTAX Medical hygiene solutions here:

www.the-hygiene-solution-that-fits.com



Training for Excellence

PENTAX Medical Training for Excellence is a unique platform with the aim of offering professional education and supporting the exchange of best practices. This training platform forms part of PENTAX Medical's drive to improve quality in endoscopy.



www.training-for-excellence.eu



my PENTAX Medical: The exclusive online customer portal



The "my PENTAX Medical" customer portal provides you with 24/7 access to all online services, including manual downloads, repair requests and tracking, as well as training and events registration.

- Convenient access to all PENTAX Medical online services via one platform
- Allows 24/7 access from desktop and mobile devices
- Always updated with the latest information
- Easy access to the contact details of all your PENTAX Medical partners

How to join

www.mypentaxmedical.eu



1

As our customer, you receive your personal set-up credentials together with your personal membership card.

2

You can create a personalized account on 'my PENTAX Medical' using the initial set-up credentials.

3

Please ensure you record your personal password on the membership card or in a safe place.

4

For using your account in the most convenient way, you can organize and set up your departments and equipment as you need.

EC	REP
----	-----

**EMEA Headquarter
Germany**

PENTAX Europe GmbH
Julius-Vosseler-Straße 104
22527 Hamburg
Tel.: +49 40 / 5 61 92 - 0
Fax: +49 40 / 5 60 42 13
E-mail: info.emea@pentaxmedical.com

United Kingdom

PENTAX U.K. Limited
PENTAX House
Heron Drive, Langley
Slough SL3 8PN
Tel.: +44 17 53 / 79 27 33
Fax: +44 17 53 / 79 27 94
E-mail: medical.uk@pentaxmedical.com

France

PENTAX France Life Care S.A.S.
116 quai de Bezons
B.P. 204
95106 Argenteuil Cedex
Tel.: +33 1 / 3025 7575
Fax: +33 1 / 3025 7445
E-mail: clients.fr@pentaxmedical.com

Netherlands

PENTAX Nederland B.V.
Edisonring 4
6669NB Dodewaard
Tel.: +31 88 / 5 30 30 30
Fax: +31 88 / 5 30 30 40
E-mail: info.nl@pentaxmedical.com

Italy

PENTAX Italia S.r.l.
Via Dione Cassio, 15
20138 Milano
Tel.: +39 / 02 50 99 58 1
Fax: +39 / 02 50 99 58 60
E-mail: marketing.it@pentaxmedical.com

Spain

SIMMEDICA – Sistemas Integrales
de Medicina, S.A.
Avenida del Sistema Solar 25
28830 San Fernando de Henares · Madrid
Tel.: +34 91 / 301 62 40
Fax: +34 91 / 751 31 15
E-mail: sim@simmedica.com

Russia

Moscow Representative office
of PENTAX Europe GmbH (Germany)
13, 4-y Lesnoy pereulok
125047 Moscow
Tel.: +7 495 114 52 31
Fax: +7 495 114 52 31

Turkey

PENTAX Turkey
Veko Giz Plaza, Meydan Sokak No:3/43
343396 Maslak – Istanbul
Tel.: +90 212 / 705 05 26
Fax: +90 212 / 705 05 00

Japan

 HOYA Corporation
6-10-1 Nishi-shinjuku
Shinjuku-ku
Tokyo 160-00231